

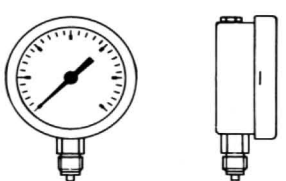
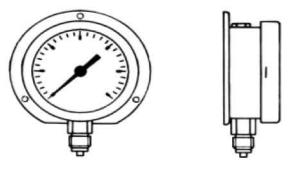

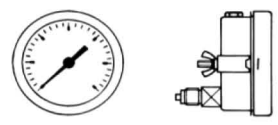
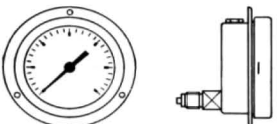
PRESSURE GAUGES, ALL STAINLESS STEEL

TYPE PBX, Economy Line-SI

STANDARD MODEL

ELEMENT	: bourdon tube of AISI316Ti (1.4571)
SCALE	: bar, kg/cm ² , psi, kPa, standard EN range
CONNECTION	: AISI316Ti (1.4571), Ø63mm: ¼" BSP or ¼"NPT : AISI316Ti (1.4571), Ø100 and Ø160mm : ½" BSP or ½"NPT
CASE	: AISI 304 (1.4301), fillable, blow-out
BEZEL	: bayonet lock ring polished
WINDOW	: laminated safety glass
POINTER	: standard pointer for Ø63mm : micro adjustable for Ø100 and Ø160mm



TYPE	MODEL	RANGE	CASE DIAMETER (Ø in mm)		
			63	100	160
A		< 60 bar	PBX063XA-SI	PBX100XA-SI	PBX160XA-SI
		> = 60-600 bar	PBX063XA-SI	PBX100XA-SI	PBX160XA-SI
B		< 60 bar	PBX063XB-SI	PBX100XB-SI	PBX160XB-SI
		> = 60-600 bar	PBX063XB-SI	PBX100XB-SI	PBX160XB-SI
C		< 60 bar	PBX063XC-SI	PBX100XC-SI	PBX160XC-SI
		> = 60-600 bar	PBX063XC-SI	PBX100XC-SI	PBX160XC-SI
H		< 60 bar	PBX063XH-SI	PBX100XH-SI	PBX160XH-SI
		> = 60-600 bar	PBX063XH-SI	PBX100XH-SI	PBX160XH-SI
J		< 60 bar	PBX063XJ-SI	PBX100XJ-SI	PBX160XJ-SI
		> = 60-600 bar	PBX063XJ-SI	PBX100XJ-SI	PBX160XJ-SI

HIGHER RANGES	RANGE	CASE DIAMETER (Ø in mm)		
		63	100	160
Additional to base price 60-600 bar	1000 bar			
Additional to base price 60-600 bar	1600 bar	N/A		