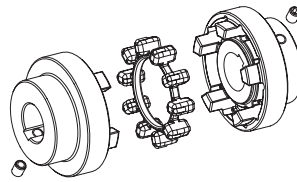
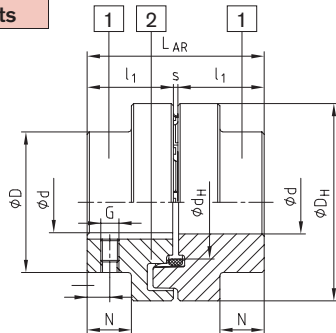


Type AR

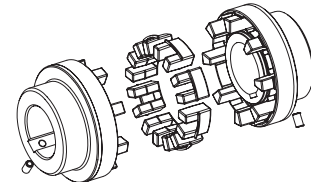


- Torsionally flexible, reduces vibrations
- Fail-safe
- Maintenance-free
- Very short design
- Axial plug-in
- According to DIN 740
- Ex Approved according to EC Standard 94/9/EC
- Detailed mounting instructions and further information available at www.ktr.com

Components



Size 28-125



Size 140-280

Components:

Type AR

1 = Standard hub (GJL)

2 = Elastomer ring (up to size 180: NBR 78 Sh-A; up to size 200: T-PUR® 84 Sh-A)

POLY-NORM® Type AR

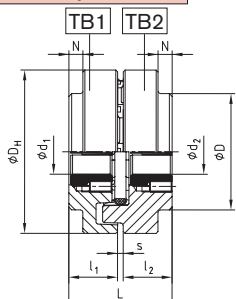
Size	Elastomer ring (part 2) ¹⁾		Max. finish bore ϕd_2 ²⁾	Dimensions [mm]									Mass moment of inertia [kgm ²] ³⁾	AR ³⁾ Weight [kg]
	T _{KN}	T _{Kmax.}		General						Thread for setscrew ²⁾				
				L _{AR}	l ₁	s	D _H	D	d _H	N	G	t		
28	40	80	30	59	28	3	69	46	36,5	12	M5	7	0,0004	0,9
32	60	120	35	68	32	4	78	53	41,5	14	M8	7	0,0008	1,4
38	90	180	40	80	38	4	87	62	50	19,5	M8	10	0,0016	2,0
42	150	300	45	88	42	4	96	69	55,5	20	M8	10	0,0026	2,7
48	220	440	50	101	48	5	106	78	64	24	M8	15	0,0042	3,7
55	300	600	60	115	55	5	118	90	73	29	M8	14	0,0070	5,5
60	410	820	65	125	60	5	129	97	81	33	M8	15	0,0112	6,9
65	550	1100	70	135	65	5	140	105	86	36	M10	20	0,0174	8,8
75	850	1700	80	155	75	5	158	123	100	42,5	M10	20	0,028	13,5
85	1350	2700	90	175	85	5	182	139	116	48,5	M10	25	0,052	19,5
90	2000	4000	95	185	90	5	200	148	128	49	M12	25	0,090	23,2
100	2900	5800	110	206	100	6	224	165	143	55	M12	25	0,160	31,9
110	3900	7800	50-120	226	110	6	250	185	158	60	M16	30	0,317	38,0
125	5500	11000	55-140	256	125	6	280	210	178	70	M16	35	0,570	55,2
140	7200	14400	65-155	286	140	6	315	235	216	76,5	M20	35	1,030	92,6
160	10000	20000	75-175	326	160	6	350	265	246	94,5	M20	45	1,746	126,9
180	13400	26800	75-200	366	180	6	400	300	290	111,5	M20	50	3,239	181,8
NEW 200	19000	38000	85-200	408	200	8	450	335	-	126	M24	50	5,728	263,7
NEW 220	30000	60000	95-220	448	220	8	500	370	-	140	M24	50	9,489	355,9
NEW 240	43000	86000	105-240	488	240	8	550	405	-	154	M24	50	14,963	466,3
NEW 260	55000	110000	115-260	530	260	10	650	440	-	158	M24	60	29,504	672,2
NEW 280	67000	134000	125-280	570	280	10	700	475	-	172	M24	60	42,451	836,6

¹⁾ Standard material perbunane (NBR) 78 Shore A, size 140 - 280 double tooth elastomers, selection see page 54

²⁾ Bores H7 with keyway DIN 6885 sheet 1 [JS9] and threads for setscrews on the feather keyway.

³⁾ Referring to average bore

Components



POLY-NORM® for taper clamping bush

Size	Taper clamping bush	Dimensions [mm]		Fastening screws ¹⁾ for taper clamping bush				Size	Taper clamping bush	Dimensions [mm]		Fixing screws ¹⁾ for taper clamping bush			
		max. d ₁ ; d ₂	l ₁ ; l ₂	Size [Inch]	Length [mm]	SW [mm]	T _A [Nm]			max. d ₁ ; d ₂	l ₁ ; l ₂	Size [Inch]	Length [mm]	SW [mm]	T _A [Nm]
32	1108	25	25,5	1/4"	13	3	5,7	75	2517	60	52,5	1/2"	25	6	49
42	1210	32	31,0	3/8"	16	5	20	85	2517	60	46,5	1/2"	25	6	49
48	1610	40	30,0	3/16"	16	5	20	90	3030	75	82	5/8"	32	8	90
	1615	40	42,5	3/8"	16	5	20	90	3020	75	52,0	5/8"	32	8	92
60	2012	50	38,5	7/16"	22	6	31	100	3535	90	98,0	1/2"	38	10	115
65	2517	60	62,5	1/2"	25	6	49	125	4040	100	111,5	5/8"	45	12	172

¹⁾ 2 fastening screws except for 3535/4040 3 fixing screws.

Coupling design TB 1 Cam-sided screwing - TB 2 Collar-sided screwing

Combination possible! Please order our separate data sheet M407045.

Ordering example:

POLY-NORM® 38	AR	Ø38	Ø30
Coupling size	Type	Finish bore	Finish bore